



Par Golf
— OAK ISLAND —

3

| | | April 2026 |
|------------------|--|------------|
| Paid Golfers | | 1,283 |
| Member Golfers | | 400 |
| Memberships Sold | | 19 |

801
OCEAN

OAK ISLAND'S PREMIER BEACHFRONT VENUE

| Events Booked by Month | | April 2026 |
|------------------------|------------|------------|
| July 2025 | 4 | |
| August 2025 | 3 | |
| September 2025 | 9 | |
| October 2025 | 9 | |
| November 2025 | 6 | |
| December 2025 | 4 | |
| January 2026 | 1 | |
| February 2026 | 2 | |
| March 2026 | 8 | |
| April 2026 | 4 | |
| May 2026 | 11 | |
| June 2026 | 5 | |
| July 2026 | 3 | |
| August 2026 | 3 | |
| September 2026 | 8 | |
| October 2026 | 8 | |
| November 2026 | 3 | |
| January 2027 | 1 | |
| March 2027 | 1 | |
| April 2027 | 3 | |
| May 2027 | 4 | |
| October 2027 | 1 | |
| Total | 101 | |



| | | April 2026 |
|--------------------|--|------------|
| Angler Count | | 1503 |
| Annual Passes Sold | | 55 |

Communications Report: **May 2026**

Town of Oak Island Website

- **Traffic Acquisition**
 - 103,557 Total Page Visits • 102,027 in previous month
 - 29,897 Active Users • 27,775 in previous month
 - 1m 18s Average Engagement Time • 1m 25s in previous month
 - 256,343 Total Events (ex: a link is clicked) • 250,448 in previous month
 - **Most visited page:** Oak Island Pier • 9,740 (9.4% of website traffic)
- **Top Traffic Sources**
 - 53.95% Search Engines (Google, Bing, etc.) • 52.95% in previous month
 - 25.94% Direct Access • 30.9% in previous month
 - 11.35% Social Media • 9.2% in previous month

OKInformation (Email / Text Alerts)

- **11,681** Total Subscribers
 - +1 Increase in Subscribers
- **15** Notices Sent (15 in previous month)
- **99.7%** Average Delivery Rate / **65.5%** Unique Open Rate

OKI Connection (Mobile App)

- **1,577** User Visits • 1,687 in previous month
- **1,831** Total App Downloads • 1,818 as of previous month
 - Apple: **1,638** • 1,607 as of previous month
 - Android: **193** • 211 as of previous month

Social Media

- **Facebook**
 - Total Followers: **32,693 (+1.5%)**
 - Month Views: **573,649 (-4.2%)** • YTD Views: **2,337,567 (+128.8%)**
 - Content Interactions: **4,103 (+3.4%)** • YTD Interactions **17,977 (+223.9%)**
 - Interaction Ratio of Followers / Non-Followers: **62% / 38%** • YTD: **58% / 41%**
 - Most interacted post: "**Summer Concert Series**" April 24 (**92,842 views**)
- **Instagram**
 - Total Followers: **9,827 (+0.62%)**
 - Overall Views: **34,023 (+2.3%)**
 - Content Interactions: **627 (-15%)**
 - Interaction Ratio Followers / Non-followers: **91.5% / 8.5%**
 - Most viewed post: "**Summer Concert Series**" April 10 (**2,020 views**)
- **YouTube**
 - Subscribers: **967 (+16)**
 - Views / Hours Watched: **1,000 views (+18.8%) / 216.4 hours (+47.8%)**
 - Most Watched Video: **April 14 Town council Meeting (130 views)**

Contact Forms

- Total Contact Form Submissions: **133**
- Average Submission Closure Time: **7D 5H 27M**
- **Top Department Submissions**
 - Water & Sewer Billing: 26
 - Permitting Information / Req: 19
 - Zoning & Development: 19
 - Public Works Repair: 16
 - Code Enforcement Report: 15
 - General information: 11
 - 801 Ocean: 9
 - Water & Sewer Systems Repair: 9
 - CAMA Permits & Regulation: 8
 - Fire Department: 8
 - Customer Service Billing: 7
 - Administration: 6
 - Building Inspections: 6
 - Flood Information: 3
 - Oak Island Par 3: 2
 - Oak Island Pier: 2
 - Business Development: 2
 - Communications Office: 1

DataPrise Interactions (Contracted IT Service Provider)

- Total Number of Interactions: **5**
- Interaction / Service Call Completion Rate: **100%**

Equipment Replacements

- Number of computers replaced in previous month: **N/A**
- Number of computers scheduled for replacement in month ahead: **N/A**
- Number of Computer 5 years or older: **30**

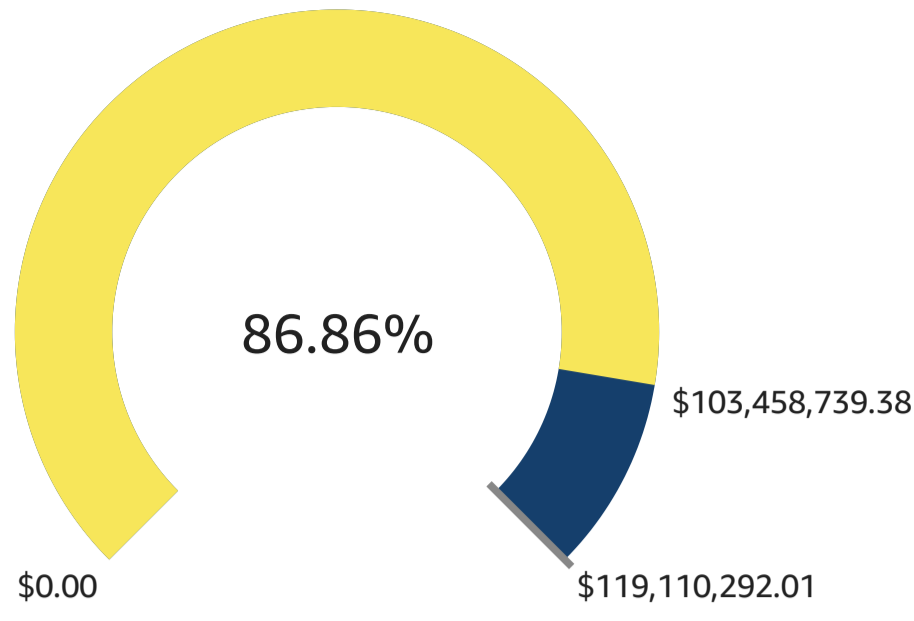
Department Accomplishments & Goals

- **Branding Modernization Project:** Signage catalogue project underway / awaiting funding
- **New OKI-TV Server:** Product demonstration scheduled for May 13
- **OTT App:** Initial stages underway evaluate building an "OKI-TV app" for Smart TVs

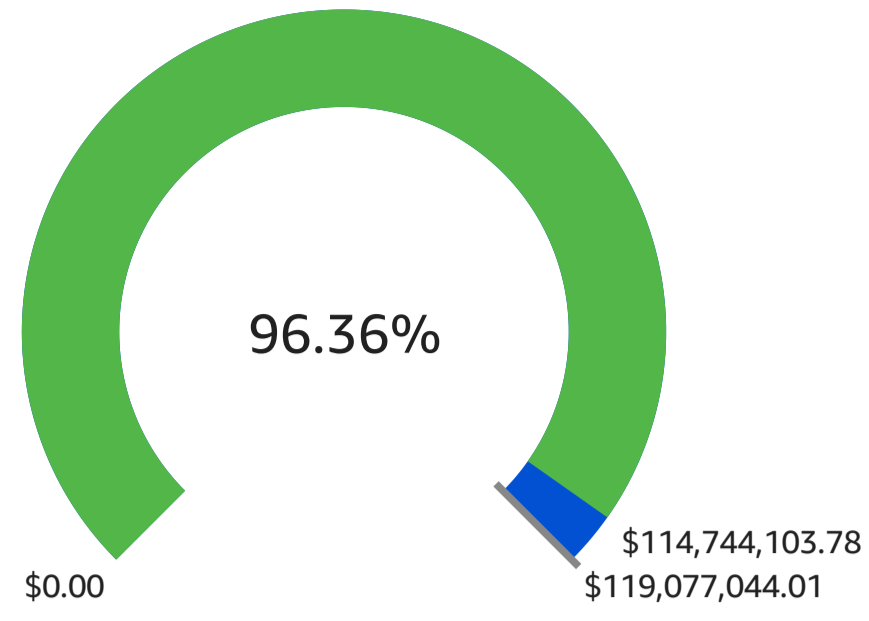
Management Summary Report

Monthly Report configured for your board reporting!

2026 Budget vs Expense (Enc/Req included based on above controls)



2026 Anticipated (Blue) vs Revenue (Green)



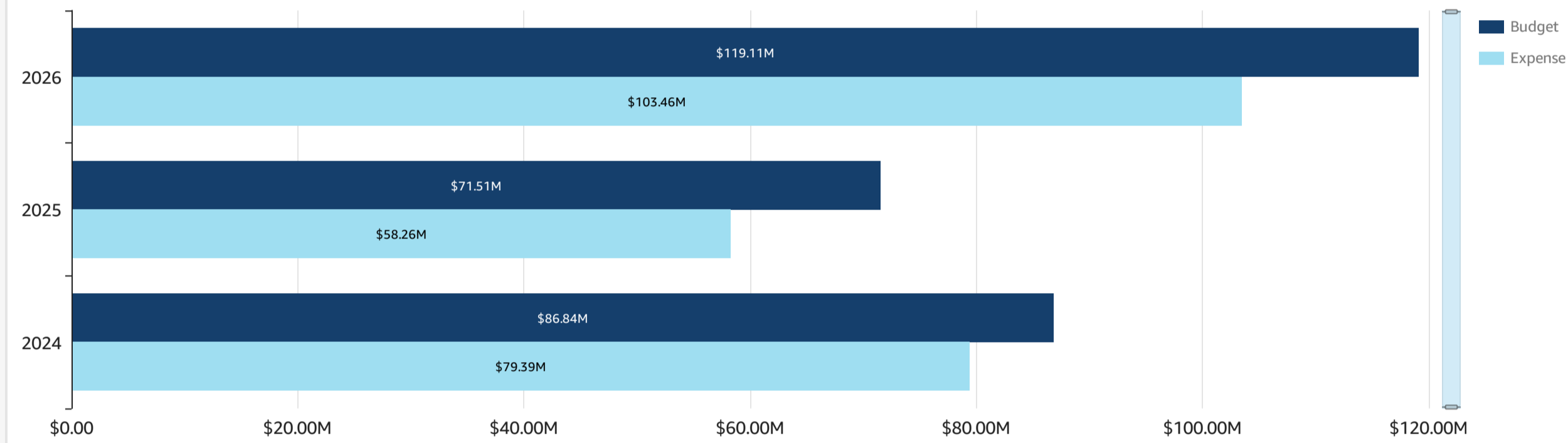
2026 YTD Expense

| Fund | Budget | Expense | Balance | % |
|-----------------------------------|-------------------------|-------------------------|------------------------|--------------|
| 10 - General Fund | \$27,614,860.88 | \$20,655,593.60 | \$6,959,267.28 | 74.8% |
| 30 - Water Fund | \$5,310,851.78 | \$3,905,559.22 | \$1,405,292.56 | 73.5% |
| 31 - Wastewater Fund | \$16,732,995.71 | \$14,235,741.99 | \$2,497,253.72 | 85.1% |
| 32 - Stormwater Fund | \$2,506,203.06 | \$1,376,125.51 | \$1,130,077.55 | 54.9% |
| 35 - Solid Waste Fund | \$2,225,561.09 | \$1,988,145.86 | \$237,415.23 | 89.3% |
| 38 - Oak Island Par 3 Golf Course | \$748,767.07 | \$354,126.63 | \$394,640.44 | 47.3% |
| 39 - Sewer Fee District Fund | \$7,219,200.00 | \$7,219,200.00 | \$0.00 | 100.0% |
| 40 - Sewer Assessments | \$1,000,000.00 | \$1,000,000.00 | \$0.00 | 100.0% |
| 45 - Special Revenue-... | \$4,602,783.50 | \$4,442,418.77 | \$160,364.73 | 96.5% |
| 46 - Special Revenue-Beach Ta... | \$2,800,000.00 | \$2,600,000.00 | \$200,000.00 | 92.9% |
| 47 - Beach Renourishment ... | \$45,239,807.17 | \$42,792,847.44 | \$2,446,959.73 | 94.6% |
| 49 - Pier Complex Fund | \$937,643.99 | \$772,951.34 | \$164,692.65 | 82.4% |
| 50 - Parking Services Fund | \$1,061,617.76 | \$1,006,029.02 | \$55,588.74 | 94.8% |
| 72 - Capital Reserve Fund | \$1,110,000.00 | \$1,110,000.00 | \$0.00 | 100.0% |
| Total | \$119,110,292.01 | \$103,458,739... | \$15,651,552.63 | 86.9% |

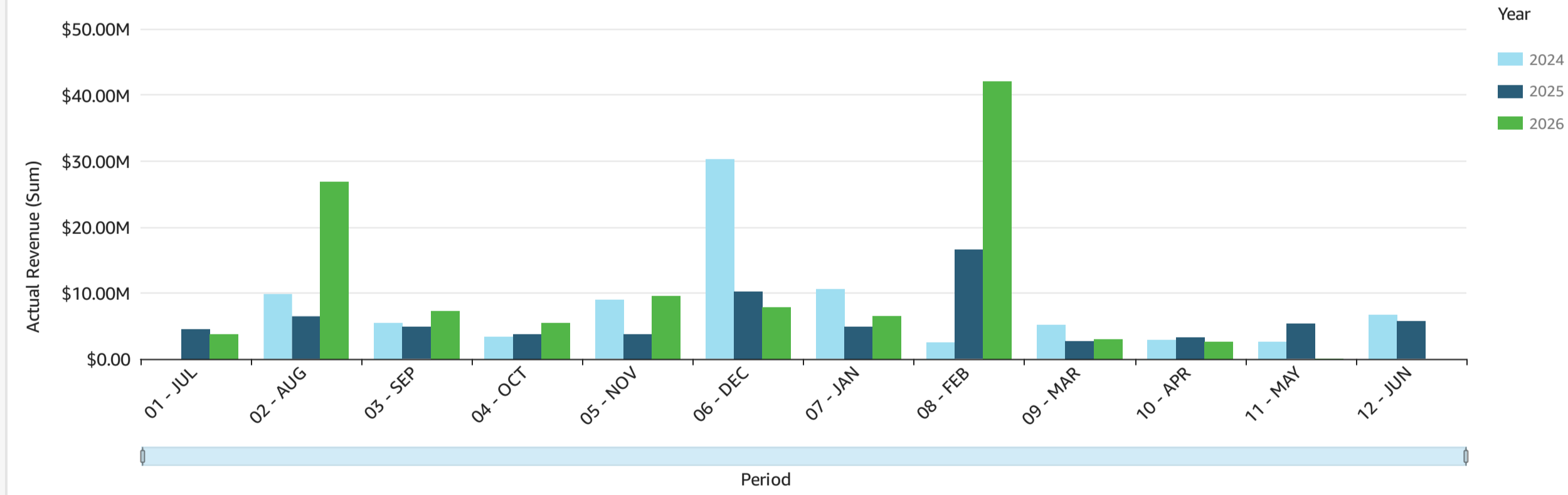
2026 YTD Revenue

| Fund | Anticipated ... | Actual Revenue | Balance | % |
|-------------------------------------|-------------------------|-------------------------|------------------------|---------------|
| 10 - General Fund | \$27,581,612.88 | \$28,031,951.57 | \$450,473.69 | 101.63% |
| 30 - Water Fund | \$5,310,851.78 | \$4,774,262.13 | -\$536,589.65 | 89.89% |
| 31 - Wastewater Fund | \$16,732,995.71 | \$16,055,838.84 | -\$677,156.87 | 95.95% |
| 32 - Stormwater Fund | \$2,506,203.06 | \$2,361,313.31 | -\$144,889.75 | 94.21% |
| 35 - Solid Waste Fund | \$2,225,561.09 | \$2,152,137.87 | -\$73,423.22 | 96.70% |
| 38 - Oak Island Par 3 Golf Course | \$748,767.07 | \$656,993.77 | -\$91,773.30 | 87.74% |
| 39 - Sewer Fee District Fund | \$7,219,200.00 | \$7,187,387.71 | -\$31,812.29 | 99.55% |
| 40 - Sewer Assessments | \$1,000,000.00 | \$1,000,000.00 | \$0.00 | 100.00% |
| 45 - Special Revenue-... | \$4,602,783.50 | \$4,271,725.81 | -\$331,057.69 | 92.80% |
| 46 - Special Revenue-Beach Tax ... | \$2,800,000.00 | \$2,912,579.06 | \$112,579.06 | 104.02% |
| 47 - Beach Renourishment Project... | \$45,239,807.17 | \$42,353,102.81 | -\$2,886,704.36 | 93.61% |
| 49 - Pier Complex Fund | \$937,643.99 | \$851,322.58 | -\$86,321.41 | 90.79% |
| 50 - Parking Services Fund | \$1,061,617.76 | \$1,025,488.32 | -\$36,129.44 | 96.59% |
| 72 - Capital Reserve Fund | \$1,110,000.00 | \$1,110,000.00 | \$0.00 | 100.00% |
| Total | \$119,077,044.01 | \$114,744,103.78 | -\$4,332,805.23 | 96.36% |

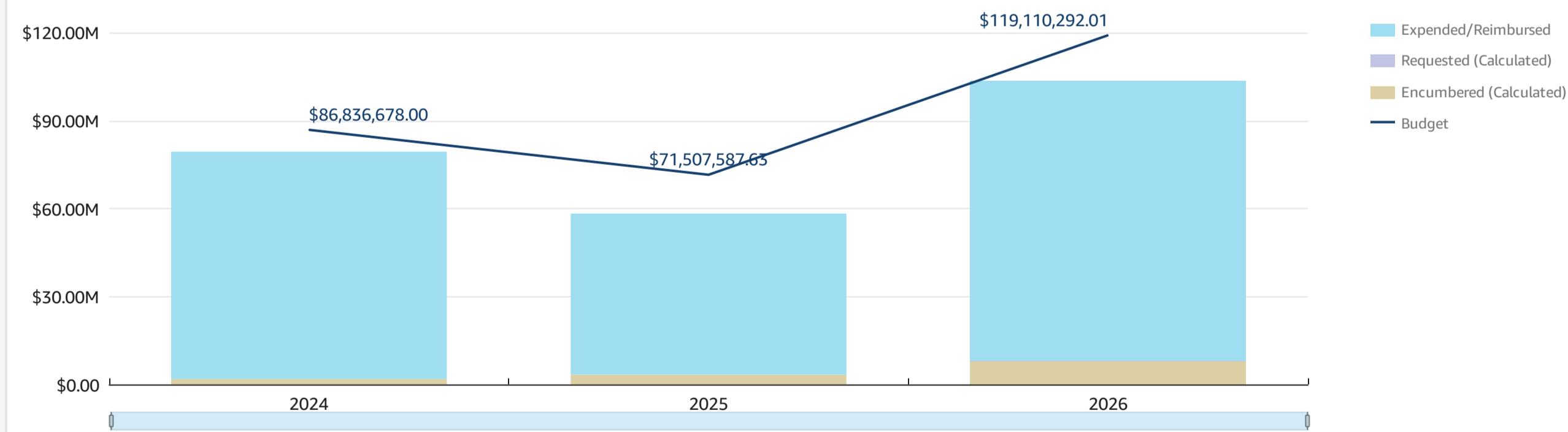
Budget vs Expense (Enc/Req included based on above controls) by Year



Anticipated YTD Revenue by Year and Period



Expense Breakdown by Year



Respectfully submitted by

Approved By: _____

Showing

- Fund: All
- Class Code: All
- YTD Periods: All
- Years to Include for Comparison: All
- Include Encumbered: Yes
- Include Requested: Yes
- Year: 2026
- Department: All

VALUES 2026

| | A | B | C | D | E |
|----|--------|------------------|---------------------|---------------------------|---|
| 1 | DATE | New House Values | Mobile Homes Values | New/Rep Commercial Values | |
| 2 | Jan-26 | \$ 7,617,000.00 | - | \$ 113,000.00 | |
| 3 | Feb-26 | \$ 7,517,000.00 | \$ 132,935.00 | \$ - | |
| 4 | Mar-26 | \$ 5,373,000.00 | \$ 65,000.00 | \$ 24,000.00 | |
| 5 | Apr-26 | \$ 5,492,000.00 | | | |
| 6 | May-26 | | - | | |
| 7 | Jun-26 | | - | | |
| 8 | Jul-26 | | - | | |
| 9 | Aug-26 | | | | |
| 10 | Sep-26 | | | | |
| 11 | Oct-26 | | | | |
| 12 | Nov-26 | | | | |
| 13 | Dec-26 | | | | |

Public Utilities Department

Water and Sewer

COMPLETED WORK ORDERS AND OTHER WORK INFORMATION



April 2026 - Completed Work Orders

| | |
|-----|---|
| 89 | Check for leaks |
| 30 | Check meter malfunction |
| 38 | Unlock |
| 1 | Lock meter |
| 20 | Turn on or off |
| 299 | Locates (water & sewer) |
| 4 | Meter cover damage repair |
| 219 | Need meter read to bill - manual or not reading on SA |
| 15 | Install irrigation |
| 8 | Install new tap and meter |
| 2 | Install 1 inch tap and meter |
| 3 | Place well points |
| 334 | Sewer maintenance |
| 1 | Install sewer tap |
| 2 | Install valve pit and sewer tap |
| 1 | Move water service |
| 1 | Reinstall meter |
| 8 | Public utility new construction reviews (water & sewer) |
| 2 | Remove meter |
| 2 | Replace meter box |
| 58 | Replace/program transmitter |
| 10 | Replace transmitter cage |
| 24 | Replace meter |
| 1 | Repair hydrant |
| 3 | Miscellaneous |
| 2 | Water valve maintenance |

1177

Completed Water & Sewer Work Orders

Admin for water and sewer fielded approximately 391 calls.

Admin supplied sewer cost for approximately 21 properties per customer requests.

Admin added approximately 8 new accounts for new home construction.

Admin answered approximately 50 emails via the website or town email.

| | |
|--|--|
| | |
|--|--|

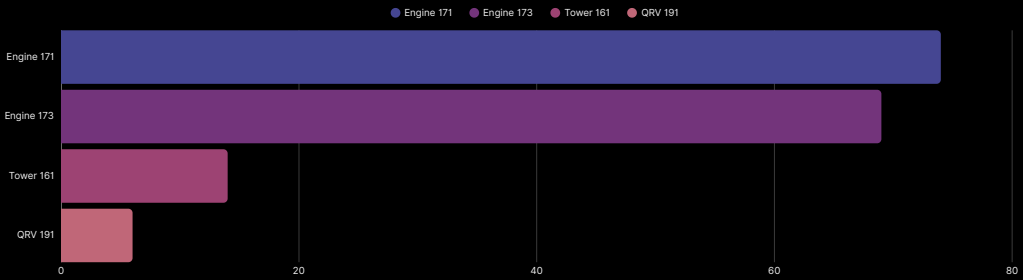
Oak Island Fire Monthly Report

April, 2026

Total Responses
197

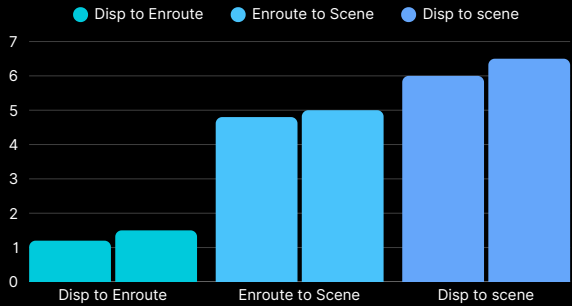
Total Calls
140

Overlapping Calls
26




Performance Measures

| Measure | Actual Time | Goal Time |
|---------------------|-------------|-----------|
| Dispatch to Enroute | 1:13 | 1:30 |
| Enroute to Scene | 4:53 | 5:00 |
| Dispatch to Scene | 6:07 | 6:30 |



Type of Calls



- Medical Calls: 61
- Service Calls: 48
- Cardiac Arrest: 2
- Structure Fires: 7
- Rescue Calls: 8
- Water Rescue Calls: 5

Personnel Report Monthly

Full Staffing level (9) **43%**

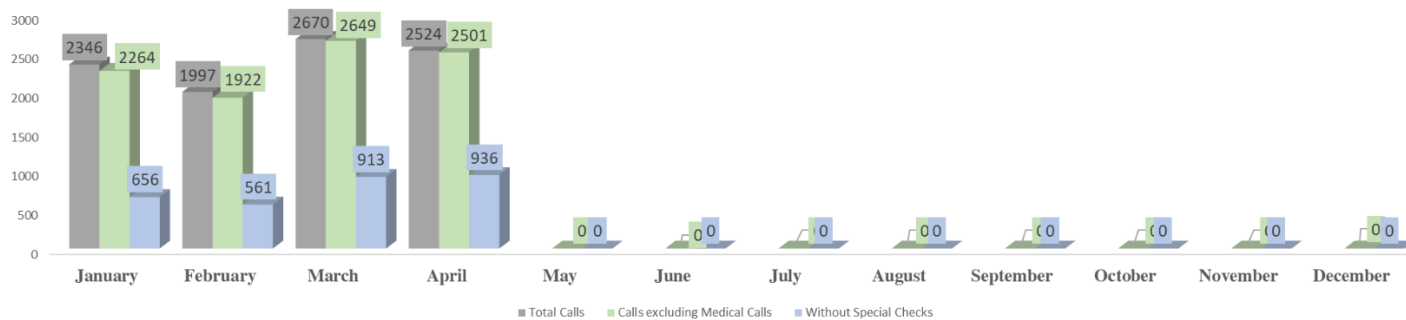
Partial Staffing Level (8) **57%**

Minimum Staffing Level (7) **23%**

Average Staffing Level for March - 8 personnel

| | | | | | | | | | | | | | |
|--|------|------|------|------|---|---|---|---|---|---|---|---|------|
| Total (Before Medical Calls) | 2264 | 1922 | 2649 | 2501 | 0 | 0 | 0 | 0 | 0 | 0 | 0 | 0 | 9336 |
| Medical Calls (we do not respond to such as: seizures, falls, sick person, medical alarm, back pain, etc.) Policy Changed in March 2026 | 82 | 75 | 21 | 23 | 0 | 0 | 0 | 0 | 0 | 0 | 0 | 0 | 201 |
| Grand Total (Medical Calls + Law Calls) | 2346 | 1997 | 2670 | 2524 | | | | | | | | | 9537 |
| WITHOUT SPECIAL CHECKS | 656 | 561 | 913 | 936 | 0 | 0 | 0 | 0 | 0 | 0 | 0 | 0 | 3066 |

2026 Annual CAD Statistics



| April 2026 | | | |
|---|--|-----|---------------------------|
| Community Resource Center Programs | Nutrition Lunch | 569 | 4x week plus first Friday |
| | Bingo | 172 | 2x week |
| | Chair Chi | 60 | weekly |
| | Egg Dying with Gee Gee | 13 | As Scheduled |
| | Easter Party | 28 | As Scheduled |
| | Caption Call Presentation | 20 | As Scheduled |
| | United Bank Fraud & Scams Presentation | 27 | As Scheduled |
| | Wear a Hat/Headband Day | 24 | As Scheduled |
| | Brain Teasers | 14 | As Scheduled |
| | BCC salon Services | 5 | As Scheduled |
| | T-shirt Thursday | 7 | As Scheduled |
| | Cooking Demo | 23 | As Scheduled |
| | Craft day | 12 | As Scheduled |
| | Monthly Birthday Celebration | 34 | Monthly |
| | Excursions | 18 | 3x month |
| | | | |
| | | | |
| Island activites all ages | | | |
| | Between the lines book club | 7 | Monthly |
| | Chess Club | 8 | weekly |
| | Line Dancing Club | 95 | weekly |
| | Feral Cat Club | 5 | Monthly |
| | Table Tennis Club | 27 | weekly |
| | Acting Class | 20 | Monthly |
| | | | |
| | | | |
| Recreation Center Programs | | | |
| Fitness classes | Community Yoga | 50 | 2x weekly |
| | Senior Yoga | 131 | 2x weekly |

| | | | |
|---|--|-------|--------------|
| | Qigong | 31 | Weekly |
| | Yoga For Balance | 48 | weekly |
| | Community Deep Stretch | 30 | Weekly |
| | Barre | 272 | 2x weekly |
| | Total Body Blast | 8 | 1x weekly |
| | Silver Sneakers Stability w/ Mary Beth | 123 | weekly |
| | Strength and Tone | 75 | Weekly |
| | Silver Sneakers w/ Susan | 140 | 2x weekly |
| | Cardio Dance | 75 | Weekly |
| | Sculpt & Flow Yoga | 17 | Weekly |
| | Community Sounds Bath | 12 | |
| | Zumba at Rec Center | 0 | 3x week |
| | Silver Sneakers Circuit w/ Maggie | 133 | 2x weekly |
| | Cardio & Weight Rooms | 2,313 | daily |
| | Silver Sneakers Members | 294 | daily |
| | | | |
| Markets,Festivals,Special Events | | | |
| | Ride the Tide Attendance | 50 | As Scheduled |
| | Earth Day Attendance | 315 | As Scheduled |
| | Earth Day Vendors | 18 | As Scheduled |
| | Earth Day food Trucks | 1 | As Scheduled |
| | | | |
| | | | |
| Rentals | | | |
| | Kayak Rental | 0 | as scheduled |
| | Picnic Shelters | 0 | as scheduled |
| | Room rentals at rec center | 4 | as scheduled |
| | Room rentals at Community Center | 0 | as scheduled |
| | Splashpad Rental | 0 | as scheduled |
| | Wheelchair Rental | 19 | as scheduled |
| | Art Guild Club Attendance for Rental | 19 | Monthly |
| | | | |
| | | | |

| | | | |
|-------------------|-------------------------|----|--------------|
| Excursions | | | |
| | Vereen Memorial Gardens | 10 | As scheduled |
| | | | |
| Sports | | | |
| | Youth Basketball Clinic | 2 | As Schedule |
| | | | |